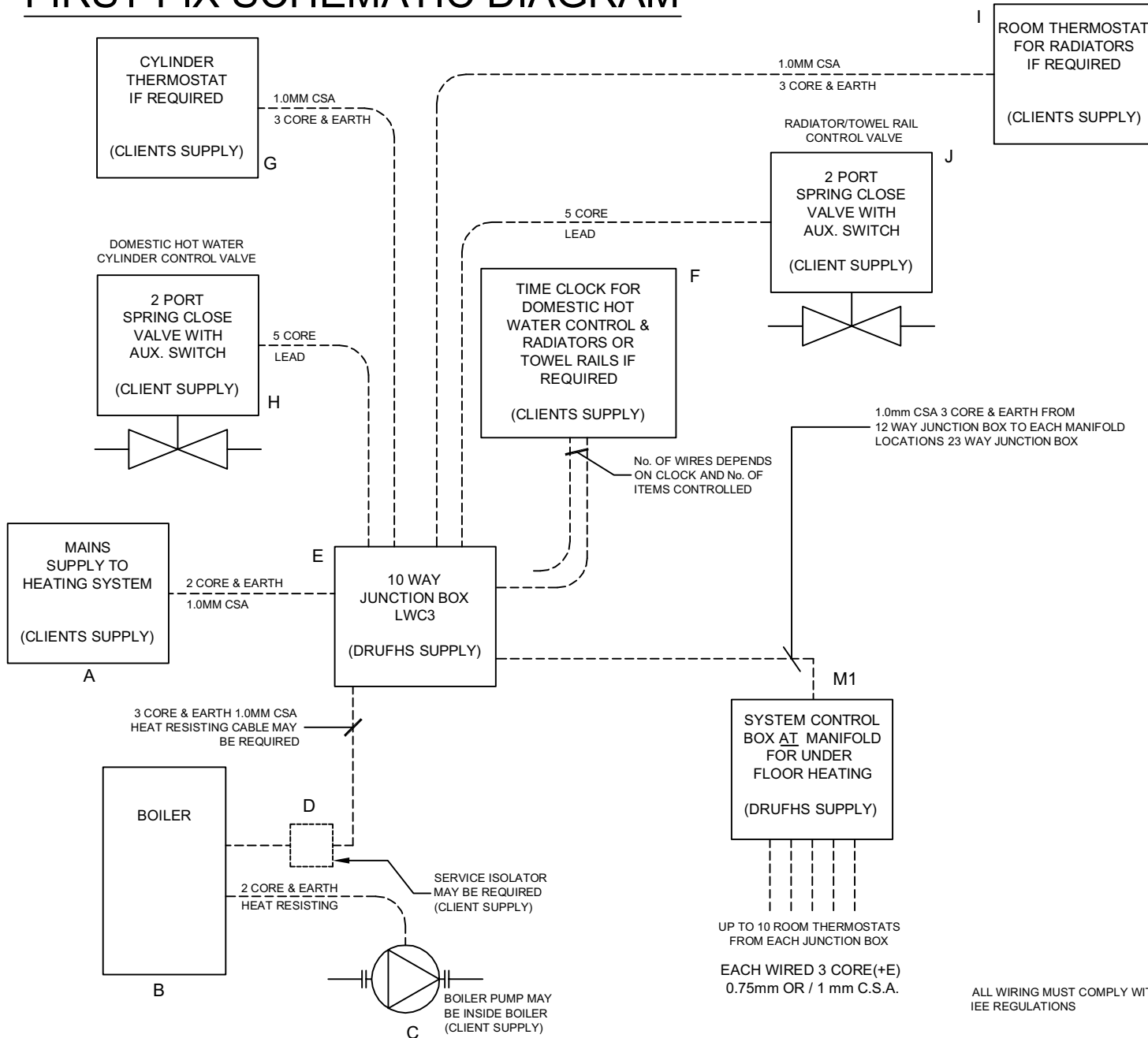


FRANKISCHE UK LTD. FIRST FIX SCHEMATIC DIAGRAM

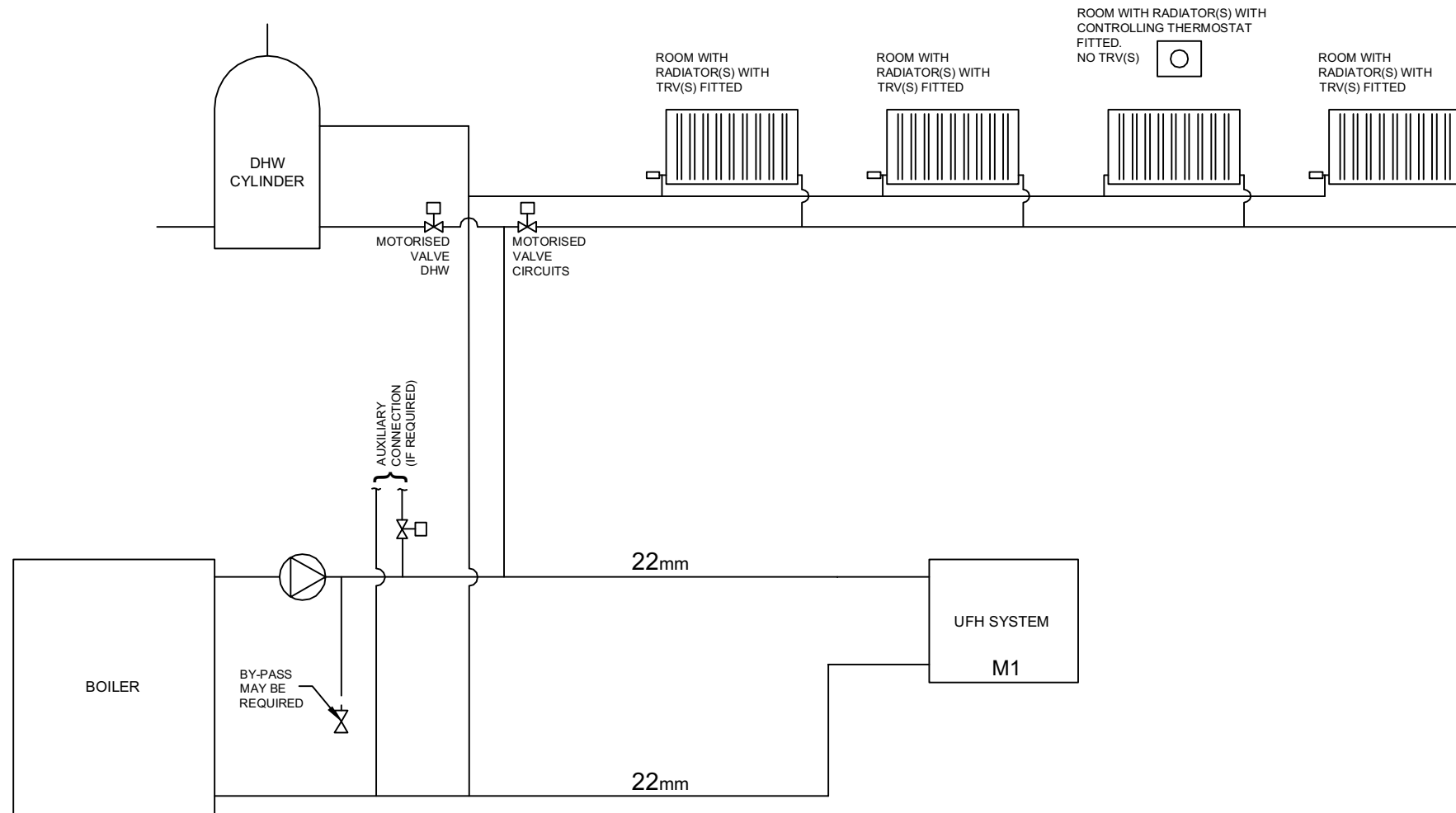


TO AID FIRST FIX WIRING
NOTE LOCATION OF ALL ITEMS REQUIRED BELOW:
THEN RUN CABLES

ITEM	LOCATION
A	BOILER ROOM
B	BOILER ROOM
C	NEAR OR IN BOILER
D	NEAR BOILER
E	NEAR BOILER
F	NEAR BOILER TO CLIENTS CHOICE
G	D.H.W CYLINDER
H	FLOW OR RETURN D.H.W CYLINDER
I	ROOM WITHOUT TRV
J	FLOW OR RETURN RADS
M1	

ALL WIRING MUST COMPLY WITH CURRENT
IEE REGULATIONS

SCHEMATIC OF HEATING SYSTEM COMBINATIONS



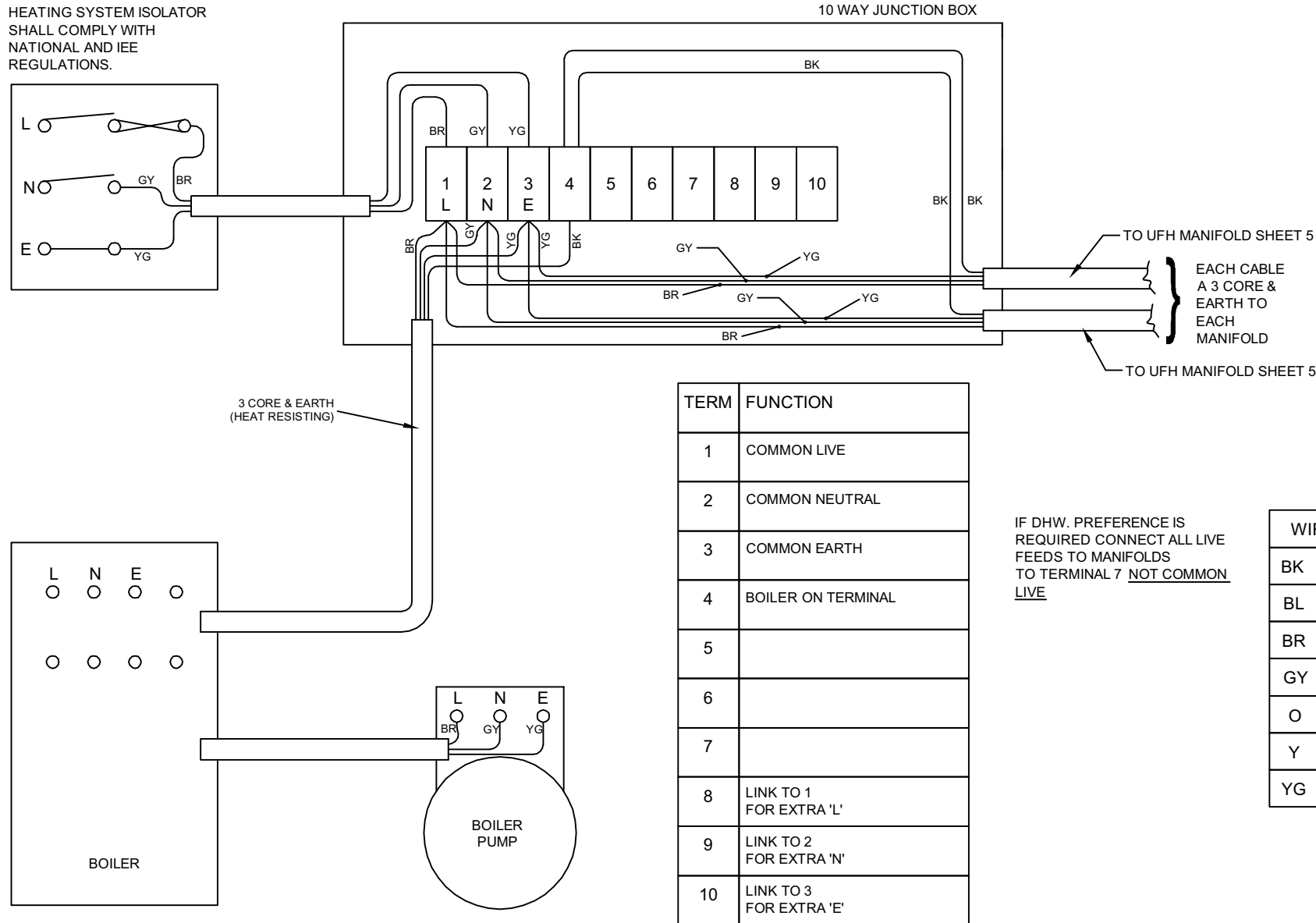
THE ABOVE SHOWS A SCHEMATIC OF A HEATING SYSTEM COMBINING UFH, A DHW CYLINDER & TOWEL RAILS. FEED, EXPANSION, FILLING, DRAIN VALVES, PRESSURE VESSELS AND SAFETY VALVES HAVE BEEN OMITTED FOR CLARITY. THESE MUST BE FITTED IN ACCORDANCE WITH EQUIPMENT SUPPLIERS INSTRUCTIONS AND COMPLY WITH LOCAL BYLAWS AND SAFETY LEGISLATION.

THE SYSTEM SHOULD BE ARRANGED WITH EACH TYPE OF HEATING EQUIPMENT ABLE TO CONTROL THE BOILER AND WORK INDEPENDENTLY OF THE OTHER HEAT EMITTERS.

NOTE:
ALL PIPE SIZES ARE COPPER SIZE
OR EQUIVALENT BORE

MAINS ISOLATOR/BOILER/BOILER PUMP & 10 WAY JUNCTION BOX WIRING .

HEATING SYSTEM ISOLATOR SHALL COMPLY WITH NATIONAL AND IEE REGULATIONS.

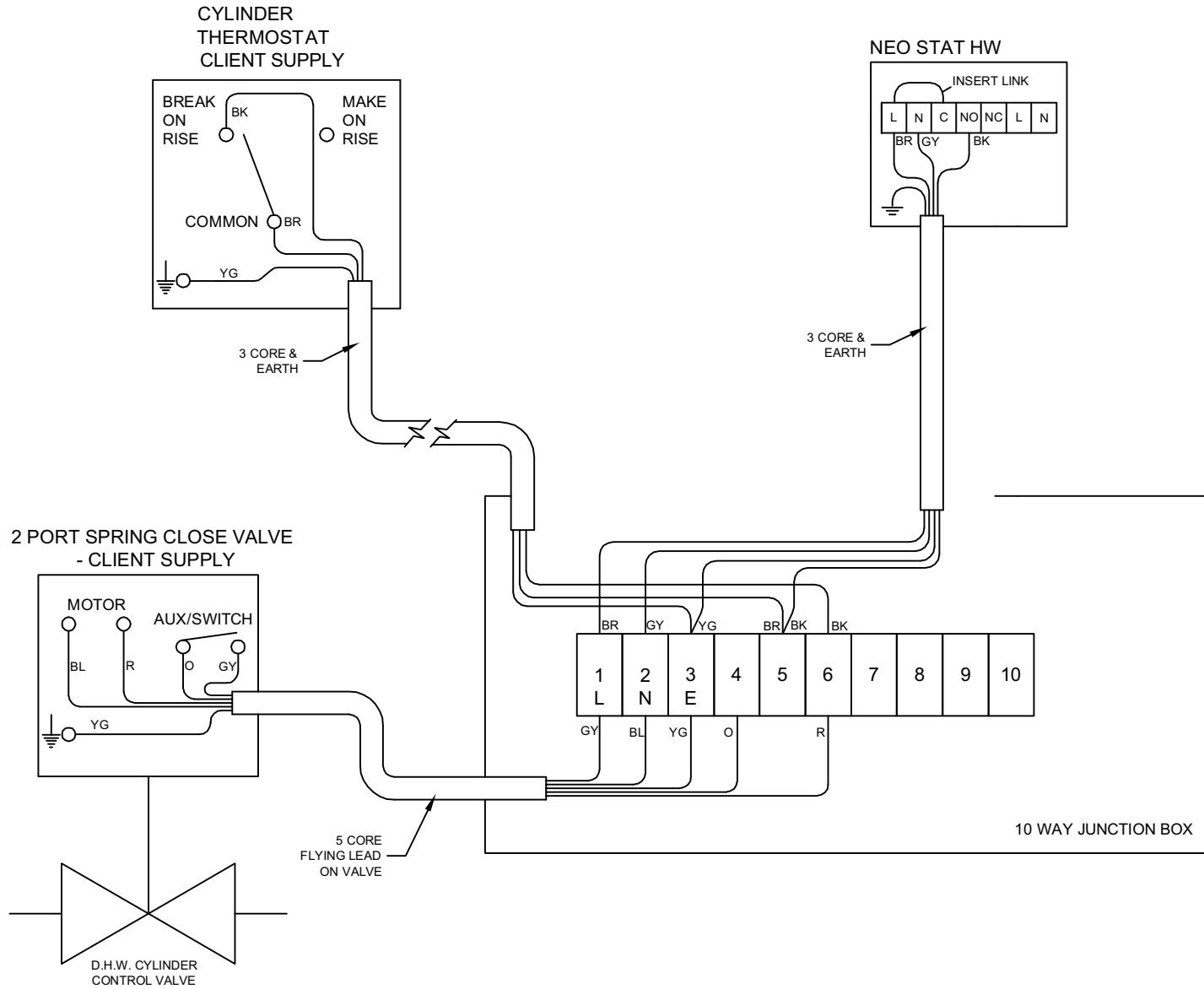


TERM	FUNCTION
1	COMMON LIVE
2	COMMON NEUTRAL
3	COMMON EARTH
4	BOILER ON TERMINAL
5	
6	
7	
8	LINK TO 1 FOR EXTRA 'L'
9	LINK TO 2 FOR EXTRA 'N'
10	LINK TO 3 FOR EXTRA 'E'

IF DHW. PREFERENCE IS REQUIRED CONNECT ALL LIVE FEEDS TO MANIFOLDS TO TERMINAL 7 NOT COMMON LIVE

WIRE COLOUR KEY	
BK	BLACK
BL	BLUE
BR	BROWN
GY	GREY
O	ORANGE
Y	YELLOW
YG	YELLOW/GREEN

DOMESTIC HOT WATER CONTROL WITH UFH ON SAME BOILER



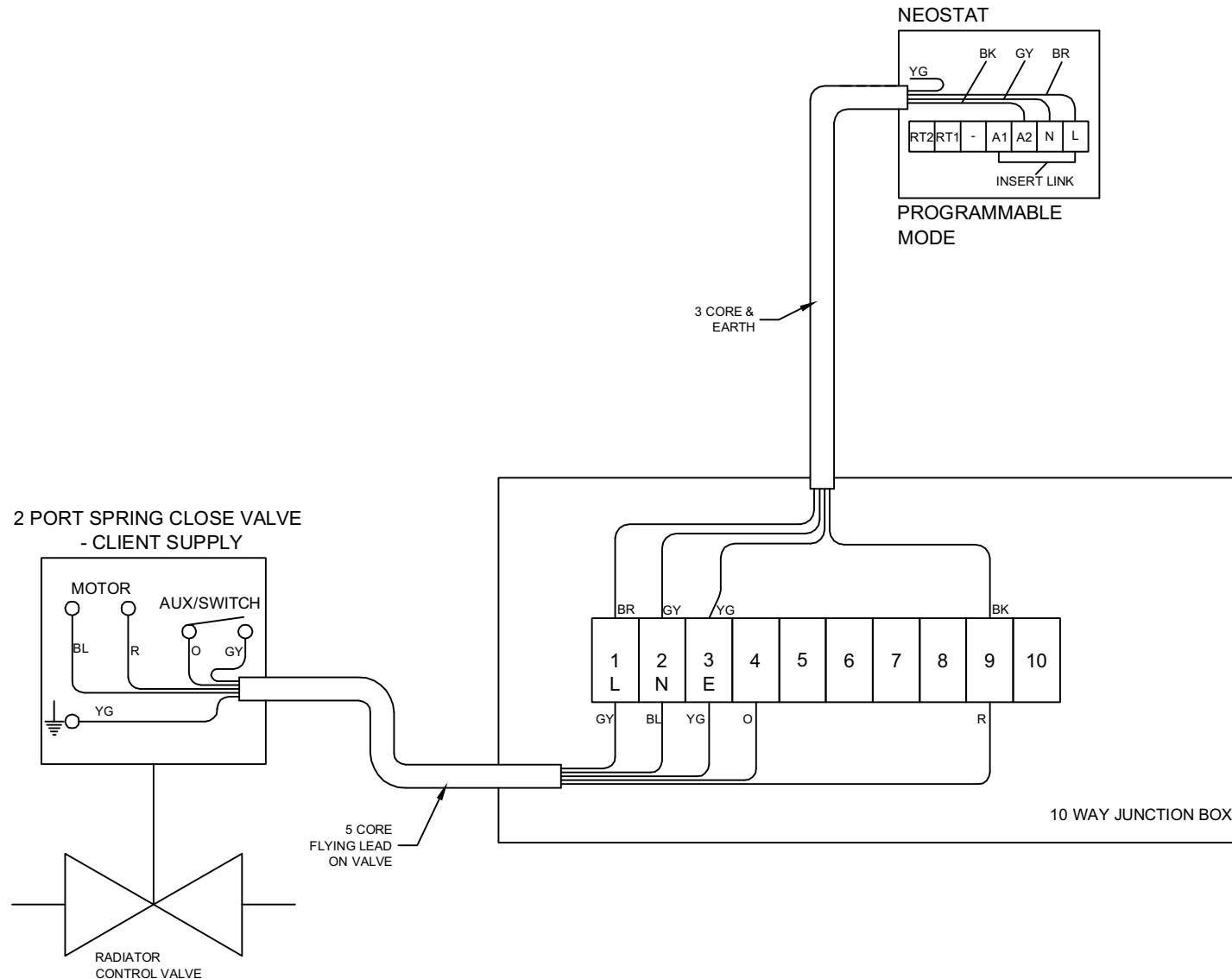
WIRE COLOUR KEY	
BR	BROWN
BL	BLUE
BK	BLACK
R	RED
YG	YELLOW/GREEN
O	ORANGE
GY	GREY

TERM	FUNCTION
1	COMMON LIVE
2	COMMON NEUTRAL
3	COMMON EARTH
4	BOILER ON
5	OUTPUT TO CYL. STAT.
6	ON SIGNAL CYL. STAT.
7	DHW. PREF. LIVE
8	RADS ON IF REQUIRED
9	
10	

ALL WIRING MUST COMPLY WITH CURRENT IEE REGULATIONS

RADIATOR WITH UFH ON SAME BOILER

(CAN BE USED FOR TOWEL DRIER CIRCUIT)



WIRE COLOUR KEY	
BR	BROWN
BL	BLUE
BK	BLACK
R	RED
YG	YELLOW/GREEN
O	ORANGE
GY	GREY

TERM	FUNCTION
1	COMMON LIVE
2	COMMON NEUTRAL
3	COMMON EARTH
4	BOILER ON
5	
6	
7	
8	OUTPUT TO RADS ROOM THERMOSTAT
9	ON SIGNAL RADS
10	

ALL WIRING MUST COMPLY WITH CURRENT IEE REGULATIONS

UH8 – neoStat (7 Under-floor & 1 Radiator zone)



UFM UNDER FLOOR MANIFOLD

LIVE 

SWITCH LIVE 

NEUTRAL 

EARTH 

END SWITCH AND BOILER ENABLE 


This equipment should be installed by an appropriately qualified/registered electrician.
Fully read the instructions for proper wiring before applying power.
The warranty does not cover damage from improper wiring or installation.

